




# Illinois Principals Association Member Needs Assessment Survey FY2011





## 1. Which of the following best describes your leadership category?





		Response Percent	Response Count
Principal		64.8%	217
Assistant Principal		16.4%	55
Dean		2.1%	7
Special Ed Administrator		1.8%	6
Central Office		6.0%	20
Aspiring		2.4%	8
Retired		8.1%	27
Associate		0.6%	2
Professional		0.3%	1
	Other (please specify)		18
<b>answered question</b>			<b>335</b>
<b>skipped question</b>			<b>10</b>

2. What best describes the size and level of your school?						
	<200	201-300	301-400	401-500	>500	Response Count
Elementary	13.0% (21)	17.4% (28)	<b>26.7% (43)</b>	18.0% (29)	25.5% (41)	161
Junior High/Middle	22.4% (19)	22.4% (19)	14.1% (12)	10.6% (9)	<b>31.8% (27)</b>	85
Secondary	14.2% (15)	5.7% (6)	12.3% (13)	5.7% (6)	<b>62.3% (66)</b>	106
Special Ed, Central Office or Other Please Specify Here						30
<b>answered question</b>						<b>308</b>
<b>skipped question</b>						<b>37</b>






3. What best describes your learning community?			
		Response Percent	Response Count
Urban		10.4%	35
Suburban		43.0%	145
<b>Rural</b>		<b>46.6%</b>	<b>157</b>
<b>answered question</b>			<b>337</b>
<b>skipped question</b>			<b>8</b>

4. Gender (Optional)			
		Response Percent	Response Count
Male		49.2%	152
<b>Female</b>		<b>50.8%</b>	<b>157</b>
<b>answered question</b>			<b>309</b>
<b>skipped question</b>			<b>36</b>

### 5. Age (Optional)

		Response Percent	Response Count
20-30		1.0%	3
31-40		26.3%	83
41-50		32.4%	102
<b>51+</b>		<b>40.3%</b>	<b>127</b>
<b>answered question</b>			<b>315</b>
<b>skipped question</b>			<b>30</b>

### 6. Ethnicity (Optional)

		Response Percent	Response Count
African American		3.5%	11
Asian		0.3%	1
<b>Caucasian</b>		<b>95.6%</b>	<b>303</b>
Hispanic		0.3%	1
Native American		0.3%	1
Other (please specify)			1
<b>answered question</b>			<b>317</b>
<b>skipped question</b>			<b>28</b>

7. Years as Administrator (Optional)			
		Response Percent	Response Count
0-5		34.4%	116
6-11		33.5%	113
12-20		22.6%	76
21+		9.5%	32
answered question			337
skipped question			8

8. What information would you find most beneficial in a monthly publication from the IPA?		Response Count
Most cited: Legal and Legislative Common Suggestions:		
Best Practices (research, featured School/Administrator)		254
Hot topics/Trends (Rtl most cited)		
Professional Development Opportunities (type, availability)		
answered question		254
skipped question		91

9. How would you prefer to receive the publication?			
		Response Percent	Response Count
Hard copy in the mail		35.4%	111
Email		68.2%	214
Other (please specify)			12
answered question			314
skipped question			31

10. What title would you give the new IPA publication? Be creative and have fun with this one.		Response Count
		94
	answered question	94
	skipped question	251























11. How do you distribute newsletters from your school?		Response Percent	Response Count
We do not have a newsletter		11.7%	29
Hard copy in the mail		47.8%	118
Email		57.9%	143
	Other (please specify)		90
	answered question		247
	skipped question		98




















12. The Assistant Principals Conference Planning Committee is considering planning dates for the conference. Which month do you prefer to attend the AP Conference?		Response Percent	Response Count
Jan/Feb		41.5%	83
June		58.5%	117
	answered question		200
	skipped question		145

13. How satisfied are you with IPA's performance in delivering each of the following services?






	Extremely Satisfied (5)	Somewhat Satisfied (4)	Neutral(3)	Somewhat Dissatisfied (2)	Extremely Dissatisfied (1)	Response Count
Face to Face Workshops	<b>58.5%</b> <b>(186)</b>	30.5% (97)	9.1% (29)	1.6% (5)	0.3% (1)	318
Online Workshops	32.0% (94)	24.1% (71)	<b>41.8%</b> <b>(123)</b>	1.4% (4)	0.7% (2)	294
<b>answered question</b>						<b>319</b>
<b>skipped question</b>						<b>26</b>

**14. Currently, what are the most difficult things facing you in your job? (Select the top 5)**




		Response Percent	Response Count
Assessment		28.8%	90
Bullying		27.5%	86
Classroom Management Skills		6.1%	19
Common Core Standards		31.9%	100
Curriculum/Instruction – Math		8.3%	26
Curriculum/Instruction – Reading		14.7%	46
Curriculum/Instruction – Writing		5.1%	16
Cyberbullying		11.8%	37
Data Analysis		23.6%	74
Data Management		16.3%	51
Dealing with Difficult Parents		11.2%	35
Dealing with Difficult People		5.4%	17
Dealing with Difficult Teachers		12.8%	40
Diversity		2.9%	9
Dysfunctional Building		1.9%	6
ELL		5.4%	17
Finding resources to use in my building		10.9%	34
How to do more with less		36.7%	115
Integrating Technology as a Leader		12.8%	40
Integrating Technology in the Classroom		11.8%	37
Interviewing Skills		4.5%	14
ISAT		12.8%	40

Legal Issues		15.3%	48
Meaningful Professional Development/Planning		32.6%	102
Parent Involvement		17.9%	56
PLCs		12.1%	38
Poverty		10.9%	34
PSAE		8.9%	28
Relational Leadership Skills		3.8%	12
<b>Rtl Implementation</b>		<b>42.5%</b>	<b>133</b>
Scheduling		11.8%	37
School Climate/Culture		16.0%	50
School Safety		1.6%	5
Sexting		2.2%	7
Social-Emotional		7.7%	24
Special Education		10.9%	34
Strategic Planning		6.4%	20
Student Handbook		1.6%	5
Teacher/Staff Supervision and Evaluation		15.0%	47
Time Management		17.6%	55
Transformational Leadership Skills		9.3%	29
Other (please specify)			20
<b>answered question</b>			<b>313</b>
<b>skipped question</b>			<b>32</b>

**15. How often do you visit the IPA Web Site?**

		Response Percent	Response Count
Once every two or three months		14.2%	44
<b>Once a month</b>		<b>26.5%</b>	<b>82</b>
A few times per month		21.4%	66
Once per week		20.7%	64
I rarely visit the website		17.2%	53
<b>answered question</b>			<b>309</b>
<b>skipped question</b>			<b>36</b>

**16. Why do you primarily visit the website?**

		Response Percent	Response Count
<b>Events</b>		<b>59.7%</b>	<b>173</b>
Networking		23.4%	68
Research		45.9%	133
		Other (please specify)	13
<b>answered question</b>			<b>290</b>
<b>skipped question</b>			<b>55</b>

### 17. What functionality do you use on the website?

		Response Percent	Response Count
Search		65.5%	184
Resource Libraries		36.3%	102
eGroups		22.4%	63
Blogs		7.8%	22
Directories		26.0%	73
Other (please specify)			7
<b>answered question</b>			<b>281</b>
<b>skipped question</b>			<b>64</b>

### 18. Please rate the following with regards to the new IPA website and IPA Connect.



	Easy	Reasonable	Difficult	Response Count
Ease of logging into the site	<b>67.9% (184)</b>	31.7% (86)	0.4% (1)	271
Ease of filling out my profile	<b>53.4% (140)</b>	45.4% (119)	1.1% (3)	262
Ease of navigating the site	<b>51.3% (138)</b>	47.2% (127)	1.5% (4)	269
Ease of finding members	38.6% (96)	<b>56.6% (141)</b>	4.8% (12)	249
Ease of connecting with other members	37.1% (92)	<b>58.1% (144)</b>	4.8% (12)	248
Ease of joining discussions	34.2% (79)	<b>58.9% (136)</b>	6.9% (16)	231
Ease of posting discussions	36.9% (82)	<b>57.7% (128)</b>	5.4% (12)	222
<b>answered question</b>				<b>272</b>
<b>skipped question</b>				<b>73</b>

19. How likely are you do to the following on IPA Connect?			
	Likely	Unlikely	Response Count
Use the site on a frequent basis	61.5% (168)	38.5% (105)	273
Use the directory to locate a member/network	62.9% (175)	37.1% (103)	278
Start a blog	10.5% (29)	89.5% (247)	276
Respond to an eGroup	51.1% (140)	48.9% (134)	274
Complete my profile	77.7% (213)	22.3% (61)	274
Contribute documents to the Resource Libraries	32.1% (86)	67.9% (182)	268
		answered question	282
		skipped question	63



20. What professional websites do you use on a regular basis to perform your job?			
			Response Count
<div style="border: 1px solid red; padding: 5px;">           Top 5:            ISBE            ASCD            IPA            IIRC            IASA         </div>			173
		answered question	173
		skipped question	172

21. What would make the IPA website more valuable to you and your work?			
			Response Count
<div style="border: 1px solid red; padding: 5px;">           Constructive feedback actually indicated that more awareness of what the new site can do and how to do it is needed.             1) how to search eGroups for topics and how to follow threads            2) how to find IPA PD available in a given city            3) how to post/find standard documents and forms (libraries)            4) how to find other Pricipals in your region         </div>			112
		answered question	112
		skipped question	233

22. Do you utilize any social networking services for personal use? (i.e. Facebook, Twitter, MySpace, YouTube, etc.)

		Response Percent	Response Count
Yes		46.5%	132
No		53.5%	152
answered question			284
skipped question			61



23. Does your school or district utilize any social networks? (i.e. Facebook, Twitter, Ning, YouTube, etc.)

		Response Percent	Response Count
Yes		19.9%	55
No		80.1%	222
answered question			277
skipped question			68

24. If your district does utilize a social network(s), please explain the purpose the social network serves.

		Response Count
Primarily used to publish information to inform community, parents, students of events, reminders, and closings.		58
Handful of schools using for internal or external collaboration between groups/individuals.		58
answered question		58
skipped question		287

25. If your district does not utilize a social network, please explain why not.			
		<b>Response Count</b>	
1) Privacy/Security/Liability Concerns 2) Superintendant or Tech Staff do not allow 3) Lack of staff to establish and monitor site 4) Don't know enough to understand value of a social network		141	
		<b>answered question</b>	<b>141</b>
		<b>skipped question</b>	<b>204</b>

26. Are you aware that the IPA utilizes Facebook, Twitter, SchoolTube and Podcasts to keep Members informed and deliver services?			
		<b>Response Percent</b>	<b>Response Count</b>
Yes		61.6%	175
No		38.4%	109
		<b>answered question</b>	<b>284</b>
		<b>skipped question</b>	<b>61</b>

27. Please provide comments on how IPA can best use social networks to provide better service to Members.			
<b>Paraphrasing from the responses:</b>  1) use email to "push" notification of site updates rather than visit site and scan for updates (eGroup subscriptions, RSS)  2) offer workshops on how to use site  3) [some] regions could benefit from having their own community  4) be sure multi-media is multi-platform		<b>Response Count</b>	
		46	
		<b>answered question</b>	<b>46</b>
		<b>skipped question</b>	<b>299</b>

28. We realize that our questions may not have included everything important to you, the IPA member. Please use the space provided for any additional suggestions for services, benefits or other general comments that you believe will be helpful to us.

A sampling....

--Please offer professional development that I don't have to travel an hour or more to get to or spend the day at a computer.

--Design follow up activities for admin academies that can be completed without being in an administrative position.

--an academy on evaluating staff for the veteran administrator...

--Help me figure out how to put more minutes in a day while balancing the demands of my job and my family.

--include more young people

--Having access to Brian S is invaluable

--The daily e-mails get to be really overwhelming. It would be more helpful if all of that information was in a weekly e-mail that summarized the week.

Response  
Count

53

answered question

53

skipped question

292